


# Vision Monitor MonColor

ADVANCED STIMULATOR FOR ELECTROPHYSIOLOGY

**MonColor** is a stimulator for advanced visual electrophysiology. It performs flash ERG and VEP exams as well as sensory EOG exams.

**MonColor** uses monochromatic LEDs of very high intensity  
**MonColor** is compatible with existing international standards for visual electrophysiology.  
**MonColor** by combining 5 different types of LED sources provides a great flexibility for the control of background and stimulus spectrum and luminance.

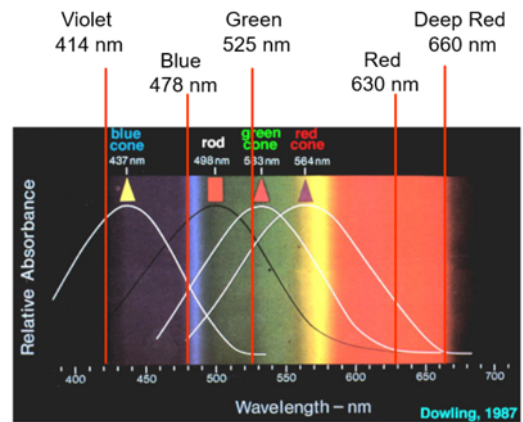
It is the ideal tool for examination protocols such as the study of a-wave saturation, of on and off responses, of specific cone responses (s-cones), etc...



## Flash stimulations

**MonColor** is made of an hemispherical screen illuminated with LEDs of very high intensity. Two versions are available:

	<b>MonColor</b>	<b>MonColor Plus</b>
Number of wavelengths	5 violet, blue, green, red, deep red	5 violet, blue, green, red, deep red
Maximum intensity (cd.s.m <sup>-2</sup> )	20	70
Maximum background luminance(cd.m <sup>-2</sup> )	4000	4000
Dynamic range	6 log units	6.5 log units



1/2

The duration of flashes can be programmed from 2 ms up to 5000 ms, the time period between flashes from 2 ms to 30 000 ms.

A near infra-red illumination and a video camera are used to monitor the attachment and centering of electrodes in ERG exams and to monitor the eye movements and opening of the eyes in sensory EOG exams.

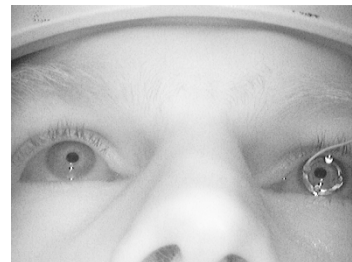


Image from the video camera

## Pattern stimulations

### The **MonPack**One stimulator

This stimulator has a patented design involving a luminance controlled LED backlight that assures a constant luminance when generating pattern stimulations.

It can perform a large number of exams:

- pattern ERG and pattern VEP
- sweep VEP
- multifocal ERG and VEP,,



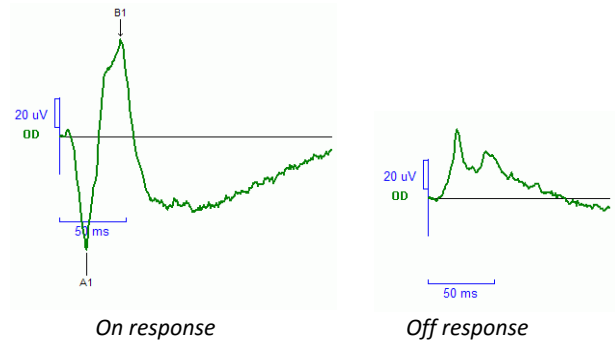
For additional information, refer to the specific documentation of the MonPackONE stimulator.

## On and off responses

**MonColor** generates flashes of long duration (up to 5000 ms) for the study of on and off responses.

These procedures allow the study of pathologies affecting specifically the depolarizing (ON) and hyperpolarizing (OFF) bipolar cells.

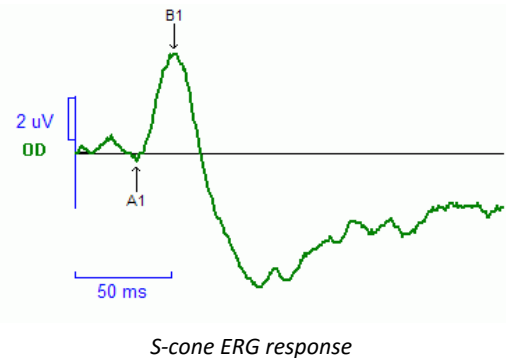
ERG responses to a flash of long duration



2/2

## S-cone responses

S-cone responses can be obtained with deep-blue flashes generated over an intense red-orange background which suppresses the responses from the other photoreceptors: rods, M-cones and L-cones.



## Other exams

The **MonColor** stimulator can perform other tests and exams.

- Flashes with high intensity for the study of photoreceptors saturation.
- Red flash on blue background for the study of photopic negative responses
- Double flash for the study of photoreceptors recovery.
- Study of pupillometry responses to chromatic stimulations (ipRGC cells)
- Study of dark adaptation.